




PA-1175 MkII

STEREO POWER AMPLIFIER

INDEX

PACKAGE CONTENT.....	P. 3
DESCRIPTION AND SPECIFICATIONS.....	P. 4
FRONT PANEL.....	P. 6
REAR PANEL.....	P. 7
WARRANTY AND SERVICE.....	P. 8
FAQ AND TROUBLESHOOTING.....	P. 9
IMPORTANT SAFETY INFORMATION.....	P. 10



PACKAGE CONTENT

- PA-1175 MkII
- 1 AC cable
- User manual

DESCRIPTION AND SPECIFICATIONS

The PA-1175 is one of the most innovative stereo Power Amplifiers available on the market.

The PA-1175 is the Gold Note first stereo amplifier ever made over 20 years of designing electronics.

As first ever made stereo amplifier the PA-1175 features a lot of innovations which have always distinguished Gold Note's designs.

The PA-1175 merges the knowledge of the acclaimed Demidoff single ended amplifiers with high power rate never reached before.

The PA-1175 is a Dual-Mono amplifier featuring 4 matched pair of transistors per channel with a proprietary Gold Note BIAS constant current generator that enables high current and high power rate with ultra low distortion.

The amplifier features a Gold Note innovative Optical BIAS that uses optical devices to control the voltage reference of the unit. Being much more stable than the traditional electronic ones the optical devices guarantee extraordinary audio performance.

Besides, Gold Note introduced a new unique Optical Protection for the output stage, featuring optical decoupling that despite the traditional electronic ones that typically downgrade the performance, analyze the audio signal optically. The Optical Protection is completely separated from the audio signal path allowing a perfect protection of the unit and unbeatable performance.

PA-1175 features a unique adjustable Damping Factor design to set at DF of 250 or 25 allowing an ideal match with any kind of speakers: delivering full power and great control at 250 DF (necessary to drive large and difficult speakers) or acting as a low power tube amp at 25 DF (to drive high sensitivity or mini-monitor speakers that don't require the energy of a big amplifier).

The PA-1175 is a fully balanced amplifier featuring a BTL design (Bridge-Tied-Load) which allows the unit to be easily bridged working as mono amp doubling its large power rate from 200watt per channel @ 8Ω to a considerably 520watt per channel.

The existing flexibility of the stereo power amplifier could be largely extended with the mono application for all kind of speakers really requiring high power and great energy.

The amplifier features a 640VA custom made toroidal audio transformer dampened with original Ducati race bikes silent blocks to guarantee a terrific effect and perfect insulation.

A small 6VA transformer powers all service functions outside of the audio signal path to obtain the best performance.

Top-level electronic components combined with outer connections RCA, XLR and original Rhodium Gold Note speaker terminals complete the PA-1175 high-level quality.

The PA-1175 is built around a very solid steel chassis completed by large massive panels of aluminum to avoid RFI and EMI.

Every Gold Note product is 100% proudly designed, manufactured and assembled in Italy

DESCRIPTION AND SPECIFICATIONS

MAIN SPECIFICATIONS

Power output: 200W per channel @ 8Ω and 520W @ 8Ω in mono (BTL).

Frequency response: 1Hz-100kHz at ± 1dB

THD - Total Harmonic Distortion: <0.01%THD @ 20Hz-20kHz

Signal to Noise ratio: -110dB

Damping factor: Selectable high/low

Slew rate: 20V/μs

HIGH POWER AMP

The PA-1175 MKII is a 200W per channel @ 8Ω Stereo Power Amplifier and 520W @ 8Ω in mono BTL, 300W per channel @ 4Ω and 600W @ 4Ω in mono BTL.

GOLD NOTE AUDIO DESIGN

Single-End 8 transistors per channel inductive GN Design developed from the Diamond Line.

GOLD NOTE OPTICAL BIAS REGULATION

Full innovative GN optical BIAS regulation design allows ultra-low distortion and clean power music signal.

GOLD NOTE OPTICAL PROTECTION

Innovative GN design Optical Output Protection to enable best audio performance.

ADJUSTABLE DAMPING FACTOR

Adjustable GN property Damping Factor 250/25 playing alternatively low sensitivity difficult speakers and easy load or mini monitors.

AUDIO INPUTS

Stereo RCA, stereo XLR balanced.

Input sensitivity: 1000mV RCA & 4000mV XLR

Input impedance: 47KΩ

AUDIO OUTPUTS

Speakers: Rhodium Plated Binding Posts.

POWER

100-120V or 220-240V, 50/60Hz

Power transformers: 640VA custom GN toroidal

Power consumption: 1200W max / <1.2W idle

Fuse 220/240V 6,3A T

Fuse 100/120V 10A T

GN LINK

The 3.5mm plugs GN LINK IN & GN LINK OUT are the 12V trigger to synchronise the PA-1175 amplifier with other units having the same feature allowing a simultaneous switching On/Off.

DIMENSIONS


Dimensions: 430mm L x 135mm H x 370mm D

Weight: Kg. 20.5 net - Kg. 27 boxed

FINISHES

Brushed Aluminum Black, Gold or Silver

FRONT PANEL



1. STATUS LED

Blue when powered and with HIGH DF 250 selected

Green with LOW DF 25 selected

2. STANDBY BUTTON

3. DF

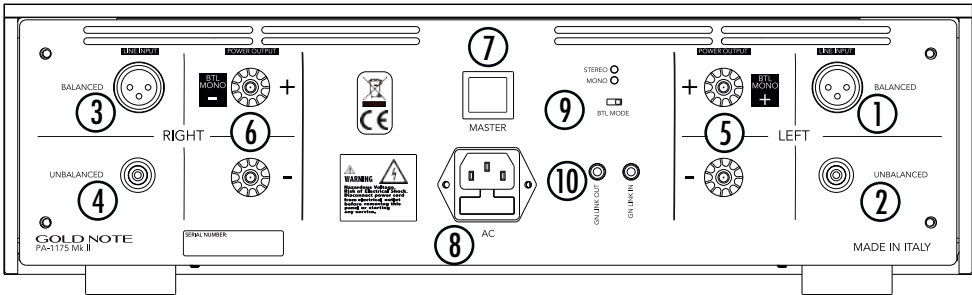
Push the DF button to adjust the DampingFactor from HIGH (250) to LOW (25)

When the DF is set on HIGH, the STATUS LED is BLUE

When the DF is set on LOW, the STATUS LED is GREEN

Every time the PA-1175 is switched ON, the DF is set on HIGH by default

REAR PANEL



AUDIO INPUTS

STEREO MODE

1. XLR LEFT balanced input
2. RCA LEFT unbalanced input
3. XLR RIGHT balanced input
4. RCA RIGHT unbalanced input

SPEAKER OUT

STEREO MODE

5. LEFT CHANNEL
6. RIGHT CHANNEL

POWER

7. MASTER SWITCH ON/OFF
8. AC IEC plug with integrated fuse holder drawer
5A T 5x20mm at 220/240V or 10A T 5x20mm
at 100/115V
9. BTL switch
switch on the left hand side = STEREO MODE
switch on the right hand side = BTL MODE

INPUTS AUDIO MONO

MONO MODE

1. balanced input bilanciato XLR
2. unbalanced input RCA

SPEAKER OUT

MONO MODE

5. positive output (+)
6. negative output (-)

GN LINK

10. 12V with 3.5mm plug IN & OUT
Trigger to
synchronise the ON/OFF PA-1175

WARRANTY AND SERVICE

WARRANTY

To validate the warranty is necessary to register the unit on the Gold Note internet web site within 15 days from the purchase on the appropriate area of the web site: www.goldnote.it/warranty

If the unit is not registered correctly or has been purchased from a different country of the purchaser home address the unit will not be covered by any warranty and the registration will be refused.

The warranty does not cover in any case: Tubes, Phono Cartridge Stylus and Batteries.

SERVICE

Every GOLD NOTE® product is the result of meticulous technological research, and consequently their correct functioning is guaranteed. In spite of this it is possible that problems may emerge which non-specialist users cannot resolve.

In this case, contact your dealer to be advised on how the fault can be solved.

Do not return any object directly to the factory or to the distributor without being authorised to do so.

In such cases both GOLD NOTE® and the distribution agents decline responsibility of any kind.

For more information please visit www.goldnote.it/service

PLEASE NOTE

Descriptions and technical characteristics may vary at any time and without notice.

FAQ

ACTION	DESCRIPTION	HOW TO ADJUST IT
CLEANING THE UNIT	The Unit is dirty and needs to be cleaned	<ul style="list-style-type: none"> • With EXTREME care use ONLY diluted alcohol and a very soft 100% cotton cloth to sweep dust and stains out. • Any acid or not extremely soft cloth will irreversibly damage the amplifier fine aesthetic. • Do not use any alcohol to clean the anodized label or the printed parts.

TROUBLESHOOTING

SYMPTOM	DESCRIPTION	CAUSE	REMEDY
SPEAKER HUMMING PROBLEMS	The speakers hum when the amplifier is connected to the system	The unit not is correctly coupled with the Ground on DC.	Ensure the system is well grounded and check the ground Pin on the power chord plug.
		The interconnect input and/or output cables are not shielded.	Be sure to always use shielded cables for the amp connections.
SWITCHING ON/OFF BUMP	The unit bumps any time is switched ON or OFF	It is important to notice that it does not produce any risk even if the bump is high	Turn Off the amplifier as first but turn it on as last of the audio system unit
THE UNIT DOES NOT WORK WHEN THE STAGE IS SWITCHED ON		The AC Stage plug is disconnected from the AC wall plug	Connect it being sure that the AC wall plug works
		The interconnect cables are not properly connected to the amp.	Connect them properly
		One of the fuses is blown	Substitute the fuse with one of the same value

For spare parts visit the official Gold Note store at:

<http://www.akamaiaudio.it/>

IMPORTANT SAFETY INFORMATION



CAUTION!

TO REDUCE THE RISK OF ELECTRIC SHOCK, DO NOT REMOVE COVER (OR BACK). NO USER-SERVICEABLE PARTS INSIDE. REFER ONLY TO QUALIFIED GOLD NOTE SERVICE PERSONNEL FOR SERVICE



WARNING!

TO PREVENT FIRE OR SHOCK HAZARD, DO NOT EXPOSE THIS APPLIANCE TO RAIN OR MOISTURE

Do not disassemble any part of the product.

Do not use any part of the product for other purposes.

For service and problems of any kind, contact qualified Gold Note personnel.

Protect the product from rain, humidity and keep away from heat sources, electric and electronic motors etc.

The power Chord supplied must be used only on this unit.

Gold Note does not have responsibility for any improper use of this unit.

This appliance has a serial number located on the rear panel.

Please record the model and serial number and retain them for your records.

Serial Number: _____

Model: _____

IMPORTANT SAFETY INFORMATION

- 1.** Read these instructions and store them.
- 2.** Heed all warnings.
- 3.** Follow the instructions.
- 4.** Do not use this apparatus near water.
- 5.** Clean only with a dry cloth.
- 6.** Do not block the ventilation openings and install in accordance with the manufacturer's instructions.
- 7.** Do not install near heat sources such as radiators, heat registers, stoves or other apparatus (including amplifiers) that produce heat.
- 8.** Do not defeat the safety purpose of the polarised or grounding-type plug: a polarised plug has two blades with one wider than the other.

A grounding type plug has two blades and a third grounding prong. The wide blade or the third prong are provided for your safety.

If the provided plug does not fit into your outlet, consult an electrician for replacement of the obsolete outlet.
- 9.** Protect the power cord from being walked on or pinched particularly at plugs, convenience receptacles, and the point where they exit from the apparatus.
- 10.** Only use attachments/accessories specified by the manufacturer.
- 11.** Use only with the cart, stand, tripod, bracket, or table specified by the manufacturer, or sold with the apparatus.

When a cart is used, use caution when moving the cart/apparatus combination to avoid injury from tip-over.
- 12.** Unplug this apparatus during lightning storms or when unused for long periods of time.
- 13.** Refer all servicing to qualified service personnel only. Servicing is required when the apparatus has been damaged in any way (such as when the power cord or plug is damaged, liquid has been spilled or objects have fallen into the apparatus, the apparatus has been exposed to rain or moisture) and in any case when the apparatus does not operate normally or has been dropped.



 [goldnote_italy](https://www.instagram.com/goldnote_italy)

 [Gold Note Audio](https://www.facebook.com/GoldNoteAudio)

 [Gold Note](https://www.youtube.com/GoldNote)

Akamai S.r.l.
service@goldnote.it
www.goldnote.it