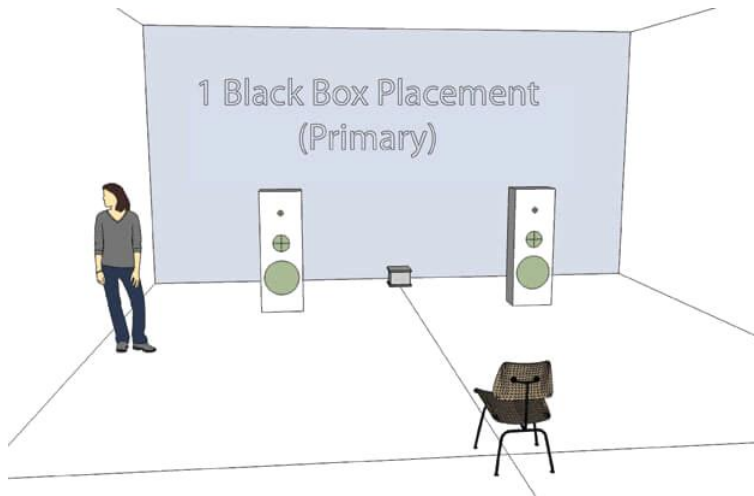


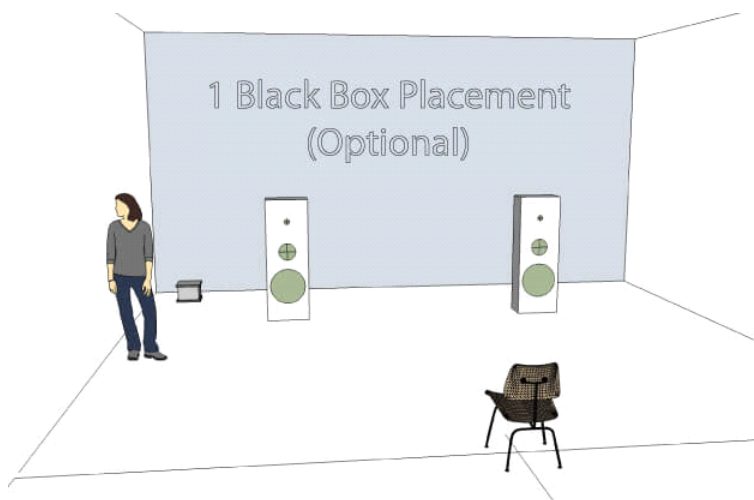
## BLACK BOX PLACEMENT GUIDE

### SINGLE BLACK BOX

**PRIMARY PLACEMENT:** Place Black Box equal distance between speakers, 3" or more off the front wall.

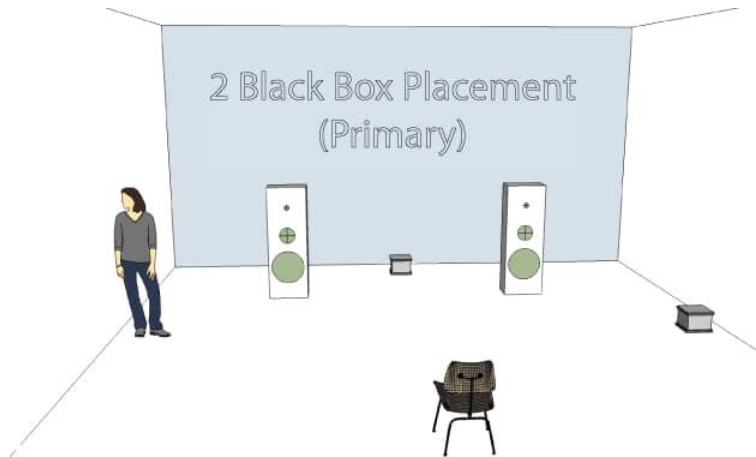


**OPTIONAL PLACEMENT:** Place Black Box off to either side behind speakers and in corners, 3" or more off the walls. Please note! DO NOT PLACE DIRECTLY BEHIND SPEAKERS.

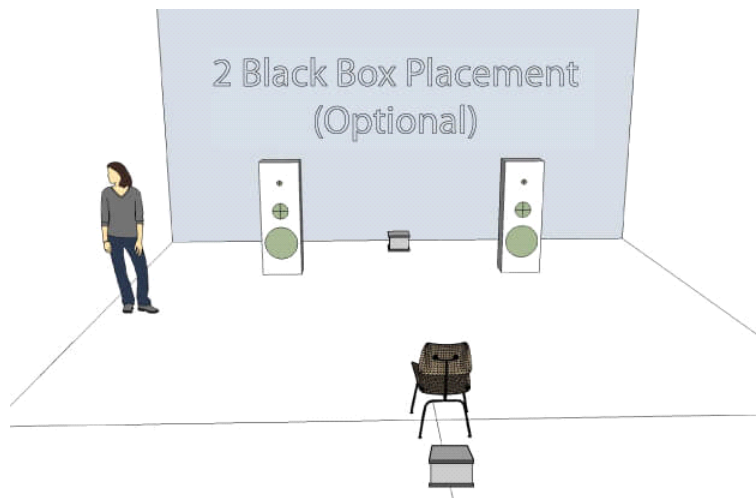


### SECOND BLACK BOX

**PRIMARY PLACEMENT:** When installing 2 each Black Boxes place first unit equal distance between speakers, 3" or more from the front wall. Place second unit on either side wall, slightly in front of listening position, 3" or more from the wall.



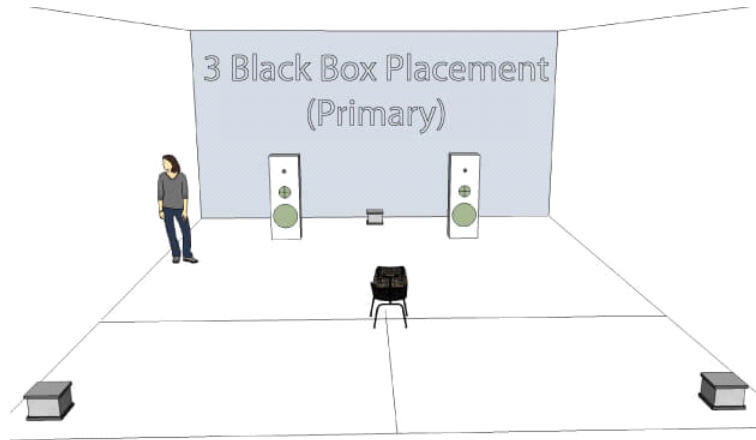
**OPTIONAL PLACEMENT:** Place Black Box 3" or more from the rear wall behind your listening position.



### **THIRD BLACK BOX**

**PRIMARY PLACEMENT:** When installing 3 each Black Boxes place first unit equal distance

between speakers, 3" or more from the front wall. Place second and third unit in each back corner of the room, 3" or more from the wall.



**OPTIONAL PLACEMENT:** When installing 3 each Black Boxes place first unit behind listening position, 3" or more from the wall. Place second and third unit in each front corner of the room, 3" or more from the wall.

